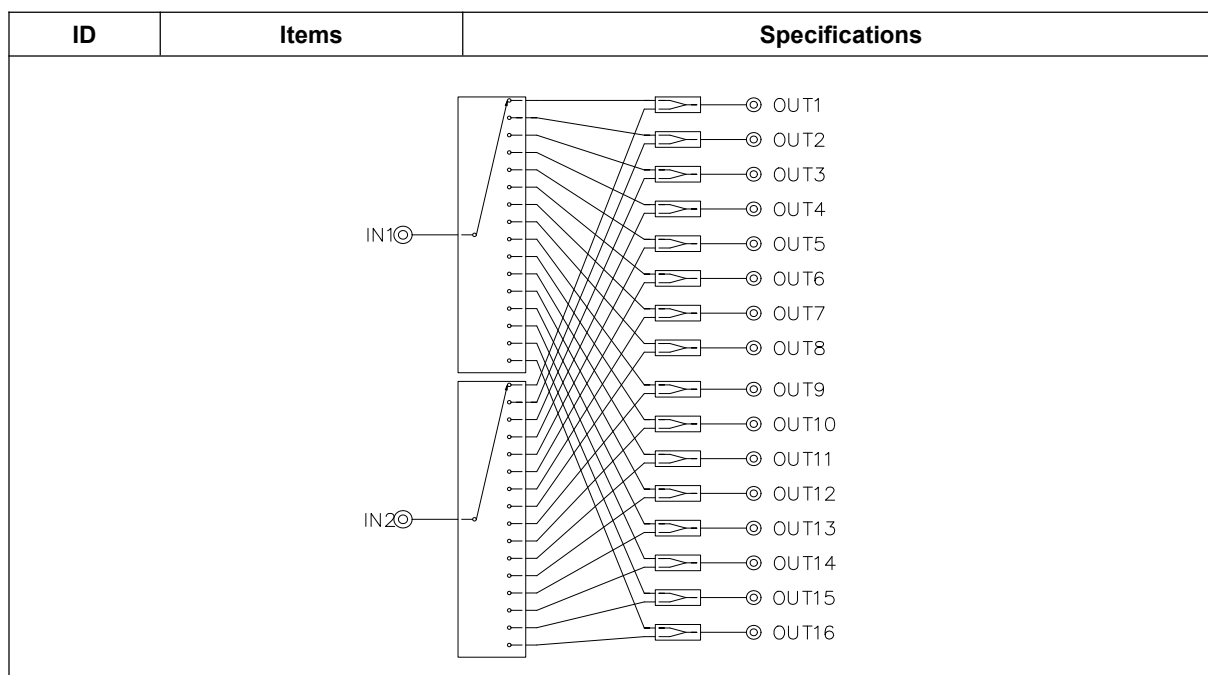


HX216KGGF4081G Switch Matrix Module

1. Functional Diagram



2. Description

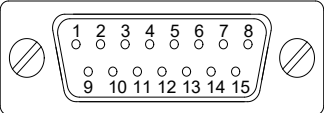
ID	Items	Specifications
2-1	Type	Absorptive 2*16 Switch Matrix Module
2-2	Frequency Range	0.4 ~ 8GHz
2-3	Isolation	≥80dB
2-4	Insertion Loss	≤8dB
2-5	VSWR	≤1.7
2-6	Impedance	50Ω
2-7	RF Input Power	2W
2-8	Switching Speed	≤200ns
2-9	Input/Output Connectors	SMA-F
2-10	Control Connectors	DB15-male
2-11	Control	TTL=0 ~ 0.8V/3.3 ~ 5V
2-12	DC Power Supply	+5V/1.8A, -5V/0.6A

3. Environmental Specifications

ID	Items	Specifications
3-1	Operational Temperature	-40°C ~ +70°C
3-2	Storage Temperature	-55°C ~ +85°C

4. Interface

ID	Items	Specifications
----	-------	----------------

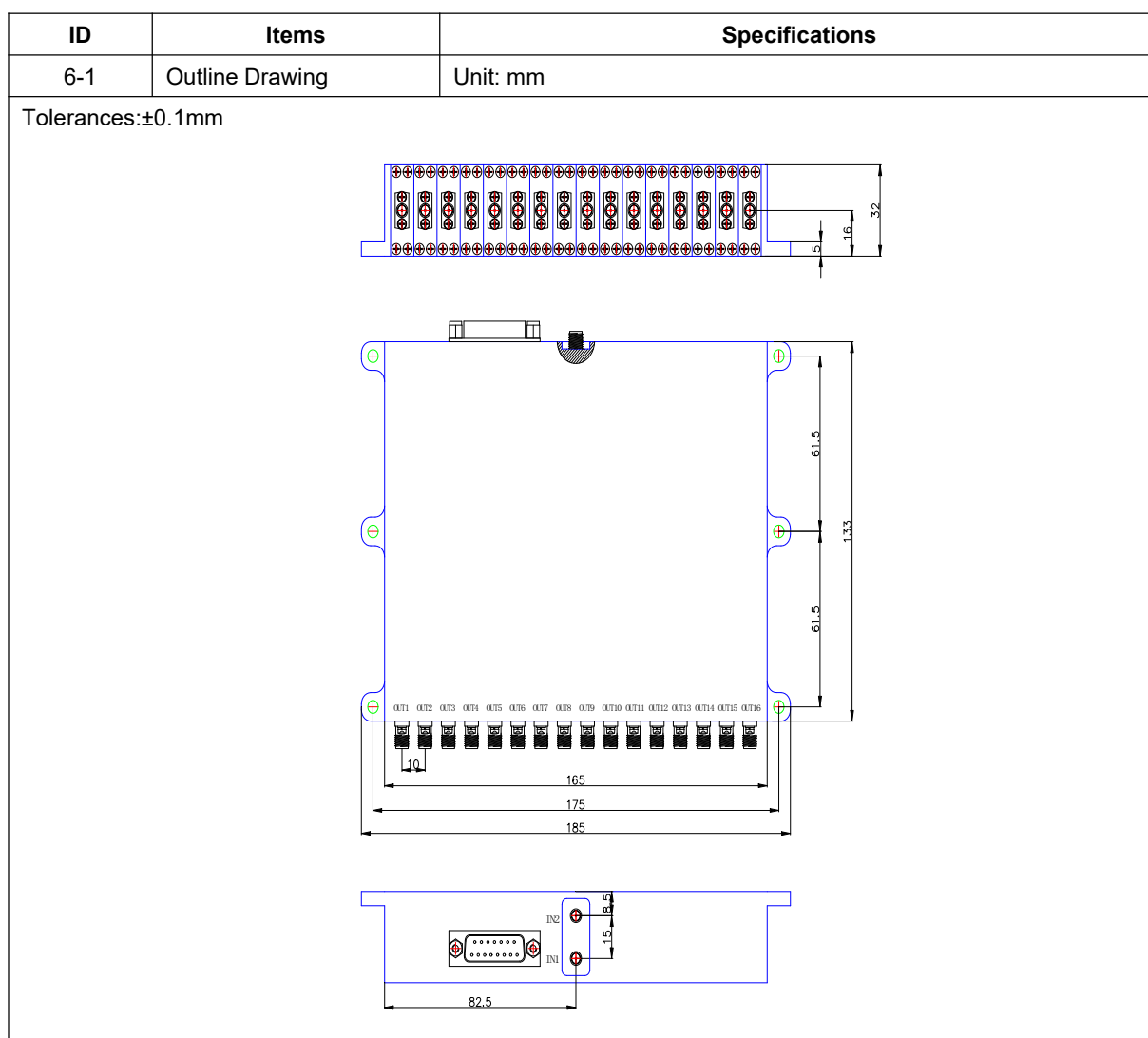
4-1	Control Connectors	DB15-male
		
4-2	NO	Specifications
	1、 2	+5V
	3	-5V
	4、 5	GND
	6	T1
	7	T2
	8	T3
	9	T4
	10	T5
	11	T6
	12	T7
	13	T8
	14	T9
	15	T10

5. Truth Table

T5	T4	T3	T2	T1	Signal Path State
0	0	0	0	0	IN1→OUT1
0	0	0	0	1	IN1→OUT2
0	0	0	1	0	IN1→OUT3
0	0	0	1	1	IN1→OUT4
0	0	1	0	0	IN1→OUT5
0	0	1	0	1	IN1→OUT6
0	0	1	1	0	IN1→OUT7
0	0	1	1	1	IN1→OUT8
0	1	0	0	0	IN1→OUT9
0	1	0	0	1	IN1→OUT10
0	1	0	1	0	IN1→OUT11
0	1	0	1	1	IN1→OUT12
0	1	1	0	0	IN1→OUT13
0	1	1	0	1	IN1→OUT14
0	1	1	1	0	IN1→OUT15
0	1	1	1	1	IN1→OUT16
1	0	0	0	0	Shut Down IN1
T10	T9	T8	T7	T6	Signal Path State
0	0	0	0	0	IN2→OUT1
0	0	0	0	1	IN2→OUT2

0	0	0	1	0	IN2→OUT3
0	0	0	1	1	IN2→OUT4
0	0	1	0	0	IN2→OUT5
0	0	1	0	1	IN2→OUT6
0	0	1	1	0	IN2→OUT7
0	0	1	1	1	IN2→OUT8
0	1	0	0	0	IN2→OUT9
0	1	0	0	1	IN2→OUT10
0	1	0	1	0	IN2→OUT11
0	1	0	1	1	IN2→OUT12
0	1	1	0	0	IN2→OUT13
0	1	1	0	1	IN2→OUT14
0	1	1	1	0	IN2→OUT15
0	1	1	1	1	IN2→OUT16
1	0	0	0	0	Shut Down IN2

6. Outline Drawing



6-2	Material	Aluminum
6-3	Finish	Nickel Plated
6-4	Weight	/

NOTE: ALL SPECIFICATIONS ARE SUBJECT TO CHANGE WITHOUT NOTICE AT ANY TIME.